



**HIGH ACCURACY**

**HIGH REPEATABILITY**

**SPOT-ON PERFORMANCE**

# CanalPro<sup>®</sup> Apex Locator



**COLTENE**

## Read what the dental community is saying about the CanalPro Apex Locator!

“

This apex locator has become my 'go to' unit...The unit has everything it needs to serve its purpose without too many gadgets to throw off calibration or alter its function in a negative fashion... The size, ease of use and clear screen are advantages that combine to make the COLTENE CanalPro Apex Locator an excellent addition to my endodontic armamentarium.

- **Robert Funk, DDS, Shorewood, IL**

...[The CanalPro Apex Locator] from COLTENE is reliable, slim, very easy to use, and has great features on the screen that will guide you through the determination of canal length, therefore reducing the amount of time and x-rays needed to have a perfect root canal treatment.

- **Zayde M. Toquica, DMD, PA, Taramac, FL**

I have found the accuracy of the CanalPro [Apex Locator] readings to be excellent. My instrumentation is precise, which is reflected in the final product—the finished and well obturated root canal.

- **Bella Batsevitsky, DMD, Diplomate of the American Board of Endodontics, Boston, MA**

...I think I'm in love with [COLTENE's] new locator. This new unit is 'dead on' with the lengths. I have been a RootZX user since 1994. I did not think I would ever change units...Now, after less than one week, the CanalPro Apex Locator is my 'go to' EAL.

- **Richard Gray, DDS, Midlothian, VA**

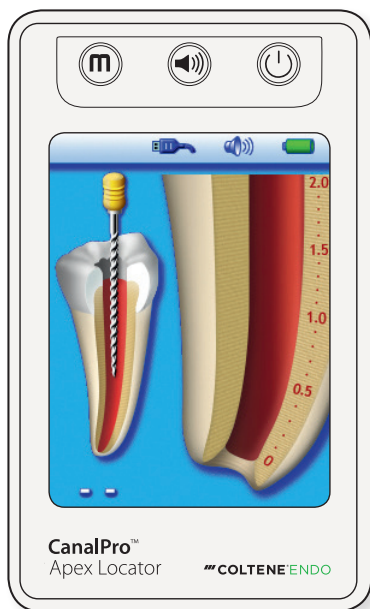
”

# CanalPro Apex Locator

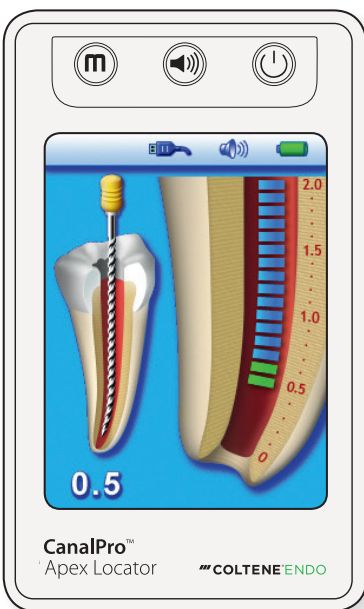
## Spot-on Performance

### Accurate Apex Location

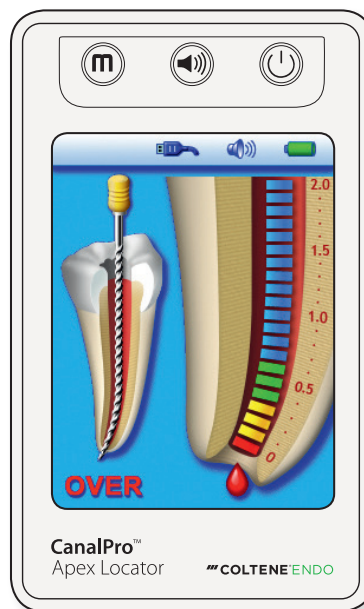
Unlike conventional apex locators, the CanalPro Apex Locator uses two measuring frequencies that are alternated, not mixed, eliminating noise and the need for signal filtering. Signal intensity is used to calculate the file tip position, making the measurement immune to electromagnetic interference.



File tracking



Large apical zone



Over-instrumentation

### Virtual Apex Function

The virtual apex function allows the clinician to mark a predetermined distance from the apex prior to measurement. When this feature is enabled, a clear visual and audio notification is received once the file tip has reached the selected mark.

### User friendly, Intelligent Interface

The CanalPro Apex Locator offers a 3D user interface based on a high resolution TFT-LCD color graphic display. It shows the movement of the file inside the canal from the beginning of the measurements to the end, providing uninterrupted feedback to the dentist.

# ORDER INFORMATION

|                  |   |                  |   |
|------------------|---|------------------|---|
| <b>6001 8737</b> | <b>CanalPro Apex Locator</b><br>1 CanalPro Apex Locator<br>1 Charger<br>1 Measuring cable<br>5 Lip clips<br>2 File clips<br>1 Touch probe | <b>6001 8740</b> | <b>CanalPro Apex Locator<br/>Touch probe</b><br>(2 pcs)         |
| <b>6001 8738</b> | <b>CanalPro Apex Locator<br/>Measuring cable</b><br>(1 pc)  | <b>6001 8741</b> | <b>CanalPro Apex Locator<br/>Lip clips</b><br>(5 pcs)           |
| <b>6001 8739</b> | <b>CanalPro Apex Locator<br/>File clips</b><br>(2 pcs)  | <b>6001 8742</b> | <b>CanalPro Apex Locator<br/>Charger</b><br>(1 pc)              |
|                  |   | <b>6001 8743</b> | <b>CanalPro Apex Locator<br/>Rechargeable battery</b><br>(1 pc) |

# SPECIFICATIONS

|                                      |                                 |
|--------------------------------------|---------------------------------|
| Dimensions                           | 4 3/4" x 2 7/8" x 2 3/4"        |
| Weight                               | 10.6 ounces                     |
| Type of screen                       | Color Graphic TFT-LCD           |
| Screen dimensions                    | 3.5"                            |
| Supply                               | 2.4-V-NiMH-rechargeable battery |
| External charger                     | Input: 100-240 V / 50-60 Hz     |
| Output                               | 6V DC                           |
| Auto-off after 5 minutes without use |                                 |

**Coltene/Whaledent Inc.**  
235 Ascot Parkway  
Cuyahoga Falls, OH 44223 / USA  
Tel. USA & Canada + 1 800 221 3046  
+ 1 330 916 8800  
Fax +1 330 645 8704  
info.us@coltene.com

**Coltene/Whaledent AG**  
Feldwiesenstrasse 20  
9450 Altstätten / Switzerland  
Tel. +41 (0)71 757 53 00  
Fax +41 (0)71 757 53 01  
info.ch@coltene.com

**Coltene/Whaledent GmbH + Co. KG**   
Raiffeisenstrasse 30  
89129 Langenau / Germany  
Tel. +49 (0)7345 805 0  
Fax +49 (0)7345 805 201  
info.de@coltene.com

 **COLTENE**

P/N 31214B